

KBUCKET WORDPRESS PLUGIN USER GUIDE

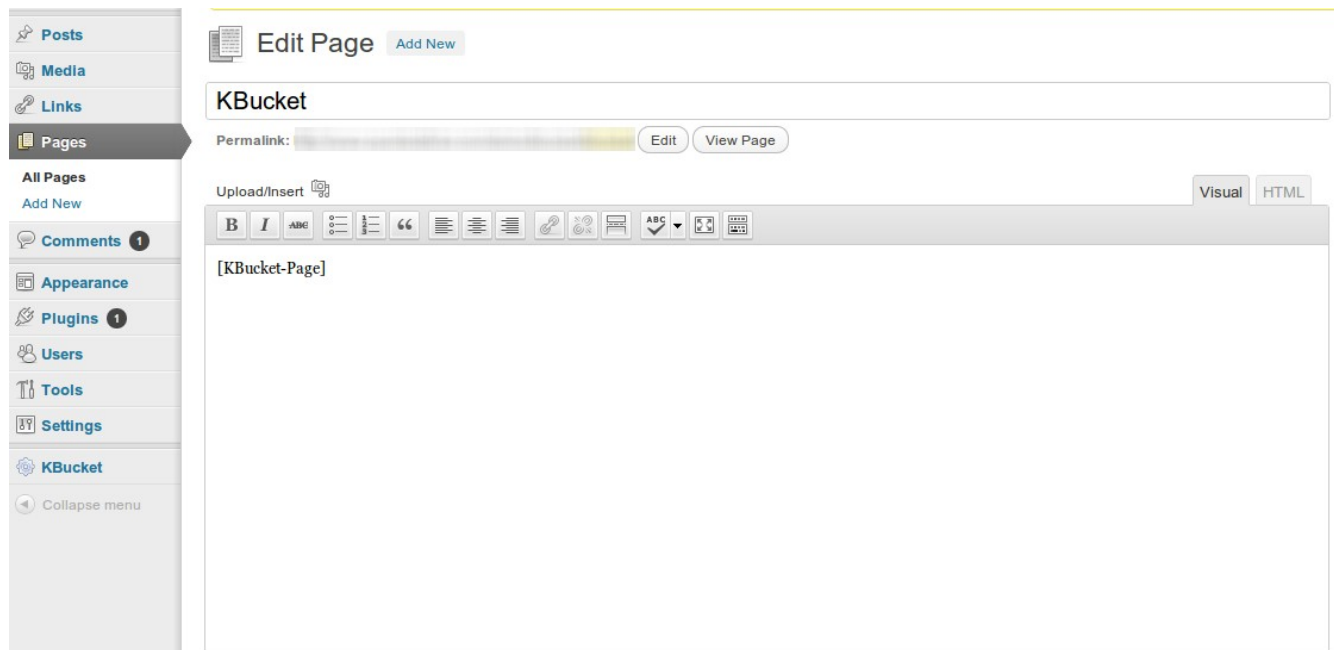
Description: This plugin is used to create a kbucket page which will list the articles based on researches made on it.

Installation Instruction:

1. Extract KBucket.Zip
2. Upload the KBucket folder to the /wp-content/plugins/ directory.
3. Activate the plugin through the 'Plugins' menu in WordPress
4. Use the following short code to create KBucket Page

How to Use

1. Create a new page.
2. Add the following shortcode in the page.
Shortcode : [Kbucket-Page]



Settings Configuration: In the Settings tab, Administrator can set the following options
PageSettings

- Admin can set the option either to display the author tag or not in the web page.
- Page Title can be framed and given as input here.
- Site Search can be enabled or disabled by clicking yes or no option.
- Admin can set the sort by option either by date, author or title.
- Sort Order and Number of listings in a page can also be configured.

Tag Cloud Settings

- Tag Cloud font sizes can be set based on the available posts or articles.
- Number of tags to be displayed can also be set by administrator.
- Tag cloud colors can also be configured.

- This cloud settings is available for main tags, author tags and related tags.

kbucket 9 1 + New Howdy, admin

KBucket

Settings Upload Kbuckets Set Social Tag Clouds Suggested

Page Settings

Author Tag Diaplay : ☒ Yes ☐ No

Page Title : If blank, empty title

Site Search : ☒ Yes ☐ No

Sort By :

Sort Order :

Number Of Listing per Page :

Tag Cloud Settings

Main Tag Block

Tag Cloud Font Sizes : px

Number Of Tags To Be Displayed :

Main Tag Cloud Colors :

Figure1: Settings

In the Upload Kbuckets tab, admin can browse the xml file by clicking 'Choose File' and upload the by clicking 'Upload XML' button.

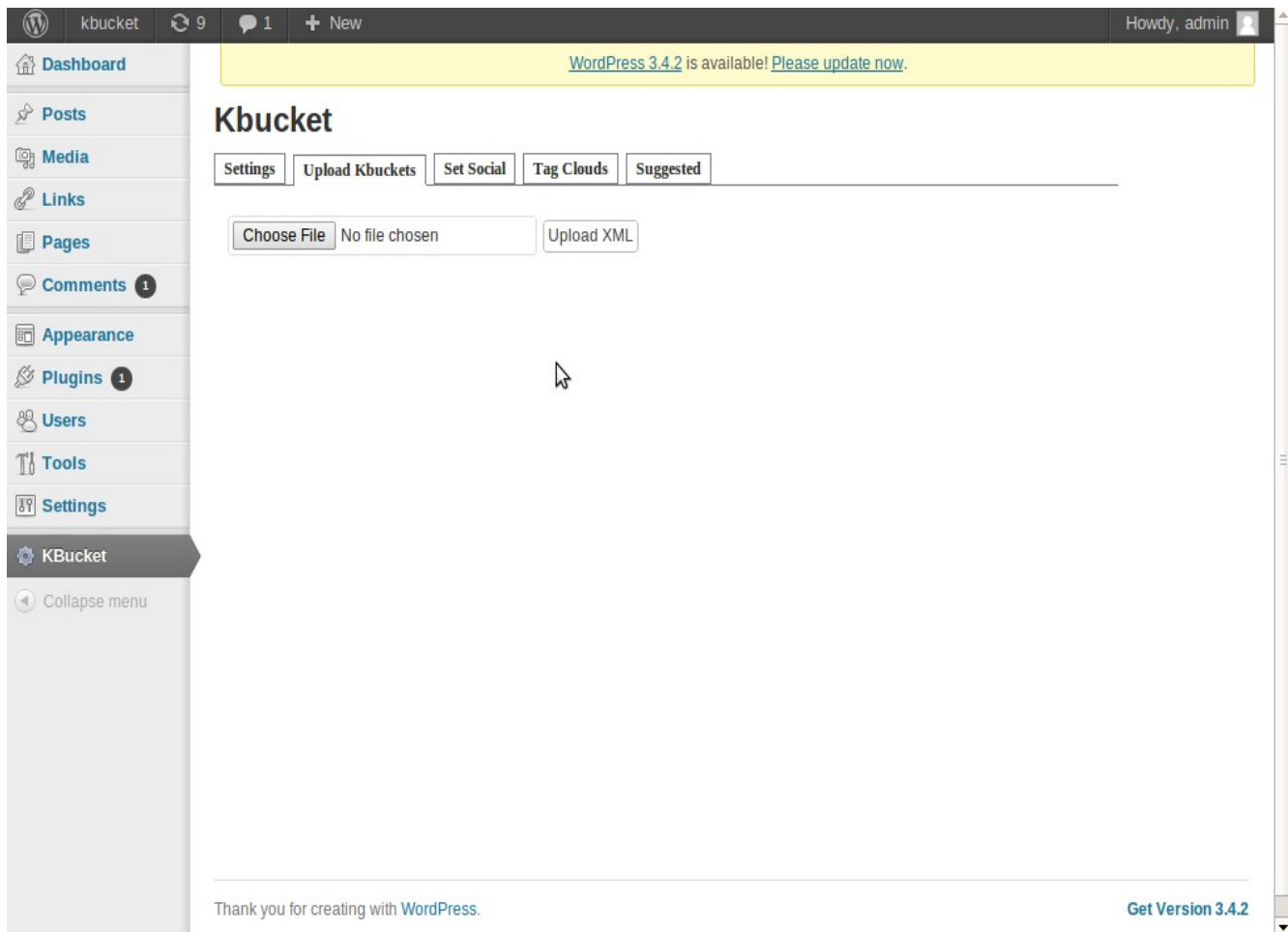


Figure2: Upload KBuckets

In the set social tab, administration can set the following options.

- Description for drawers can be given as input

- Drawers can also be displayed along with the image where it can be uploaded by clicking 'Choose File' button.

The screenshot shows the WordPress dashboard with the Kbucket plugin settings. The 'Set Social' tab is selected, showing a table with columns for Categories, Description, and Images. The table lists various categories like Immigration Reform, EB-5, Visas, H-1B, Consulates, ICE, and CBP. Each category has a description field and a 'Choose File' button for uploading an image. The 'Update' button is at the bottom of the table.


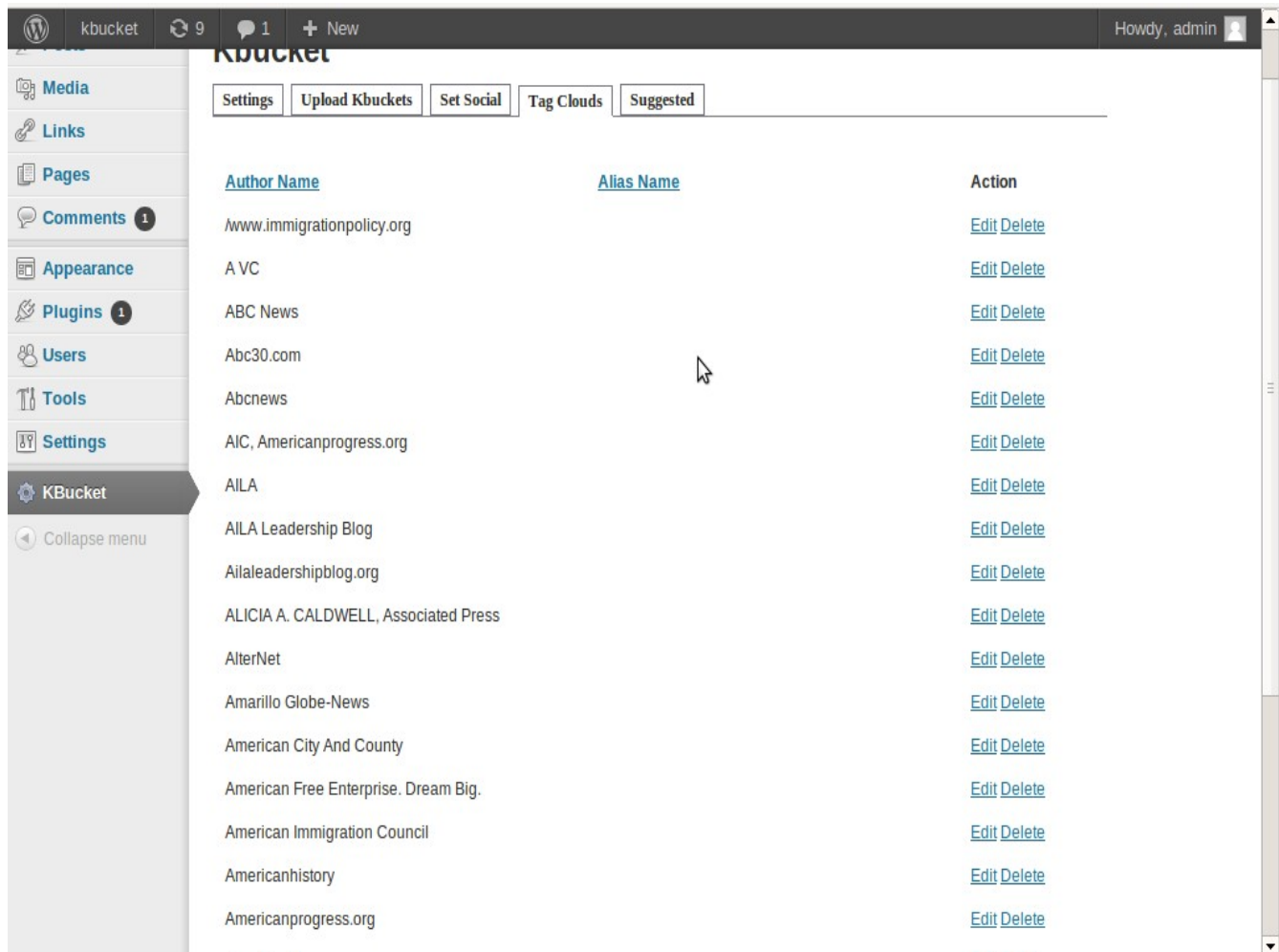
Categories	Description	Images
Headlines		
----Immigration Reform	Hi	<input type="button" value="Choose File"/> No file chosen 
Visas		
----EB-5		<input type="button" value="Choose File"/> No file chosen
----Visas		<input type="button" value="Choose File"/> No file chosen
----H-1B		<input type="button" value="Choose File"/> No file chosen
----Consulates		<input type="button" value="Choose File"/> No file chosen
Enforcement		
----ICE		<input type="button" value="Choose File"/> No file chosen
----CBP		<input type="button" value="Choose File"/> No file chosen

Figure3: Set Social

In the tag clouds tab, list of tag author names and their alias names will be displayed. Admin can edit the alias name by clicking 'Edit' and also can delete the author tags by clicking 'Delete'.



The screenshot shows the KBucket WordPress plugin interface. The sidebar on the left contains navigation links: Media, Links, Pages, Comments (1), Appearance, Plugins (1), Users, Tools, Settings, and KBucket (selected). The main content area has tabs: Settings, Upload Kbuckets, Set Social, Tag Clouds (selected), and Suggested. Below the tabs is a table with three columns: Author Name, Alias Name, and Action.

Author Name	Alias Name	Action
/www.immigrationpolicy.org		Edit Delete
A VC		Edit Delete
ABC News		Edit Delete
Abc30.com		Edit Delete
Abcnews		Edit Delete
AIC, Americanprogress.org		Edit Delete
AILA		Edit Delete
AILA Leadership Blog		Edit Delete
Ailaleadershipblog.org		Edit Delete
ALICIA A. CALDWELL, Associated Press		Edit Delete
AlterNet		Edit Delete
Amarillo Globe-News		Edit Delete
American City And County		Edit Delete
American Free Enterprise. Dream Big.		Edit Delete
American Immigration Council		Edit Delete
Americanhistory		Edit Delete
Americanprogress.org		Edit Delete


Figure4: Tag Clouds

In the Suggested Tab, Admin can see the list of articles page URL and its details which are suggested by readers. Admin can either use the suggestion or delete it by clicking 'Delete'.

WordPress 3.4.2 is available! [Please update now.](#)

Kbucket

[Settings](#) [Upload Kbuckets](#) [Set Social](#) [Tag Clouds](#) [Suggested](#)



Suggested for: SOCIAL BOOKMARKING
Date: 2012-08-07
Page Title: Test
Page Tags: Test
Page URL: <http://www.opentestdrive.com/demo/kbucket/kbucket/>
Page Author: Test
Twitter Handle: Test
Facebook Page: Test
Comment: Testing

[Delete](#)

Thank you for creating with WordPress. [Get Version 3.4.2](#)

Figure5: Suggested Tab

