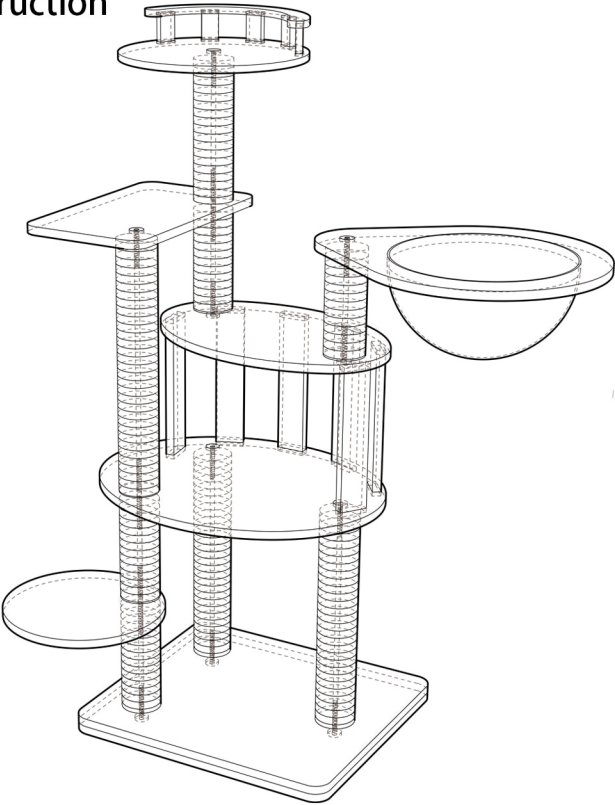


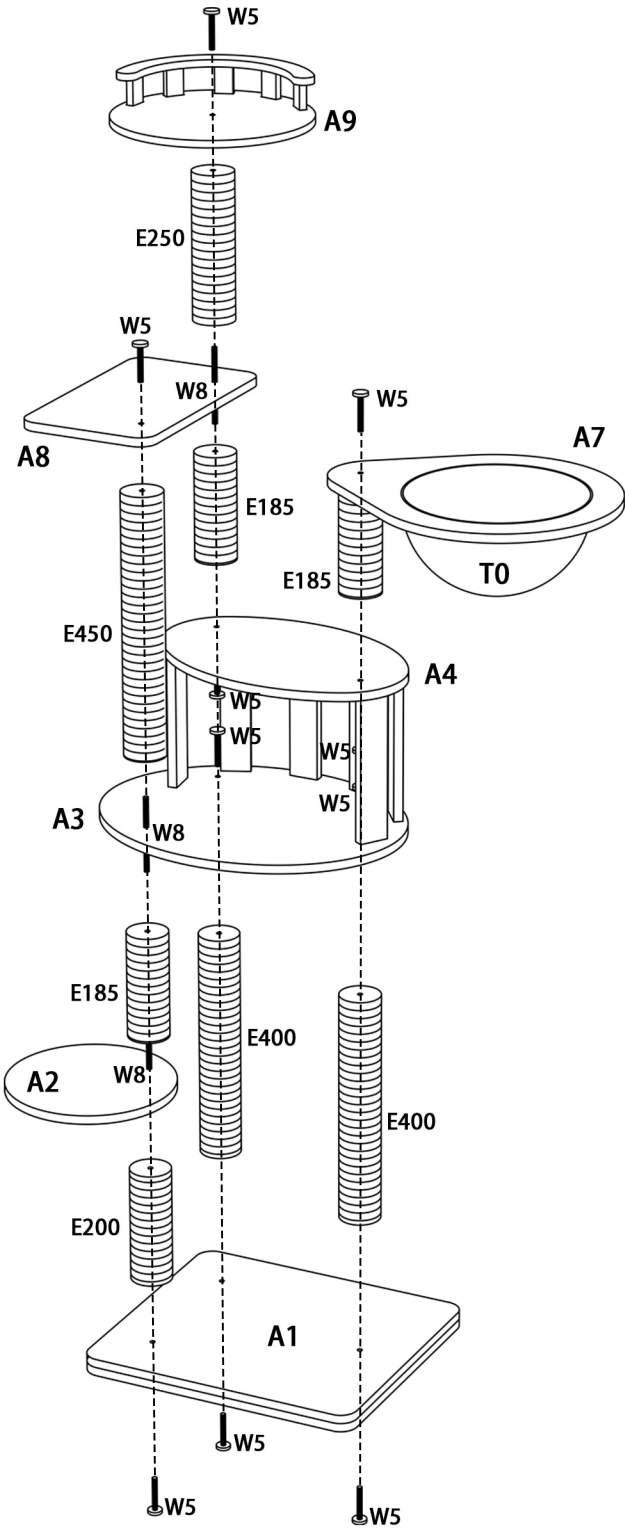
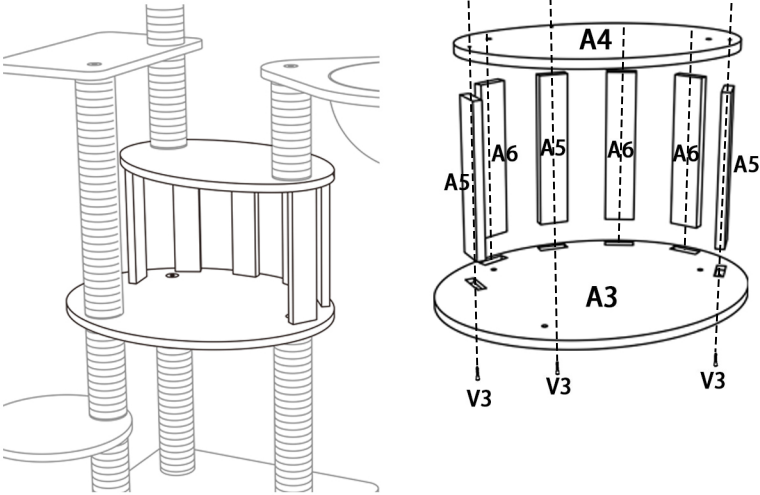
Melaleuca Pagoda Cat Tower-Upgrade Type


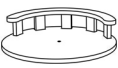








-HS Customized style QT-4

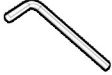




Installation Instruction



Cat Litter Assembly



Board		Column		Parts	
A1	 x1	A9	 x1	E450 Twine	x1
A2	 x1			E400 Twine	x2
A3	 x1	Transparent Hanging Nest		E250 Twine	x1
A4	 x1	T0	 x1	E200 Twine	x1
A5	 (带螺孔) x3			E185 Twine	x3
A6	 x3				
A7	 x1				
A8	 x1				

W1		x1
V1		x1
V3		6+1
W5		10+1
W8		x3



ATTENTION

Important information
Read carefully
Serious crushing injuries can
occur from furniture tipover.
Please follow each step of the
instruction carefully.
Keep this information for the
further reference.